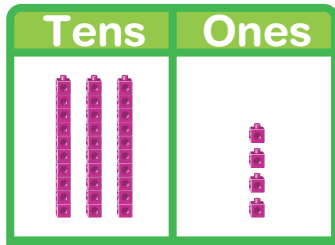


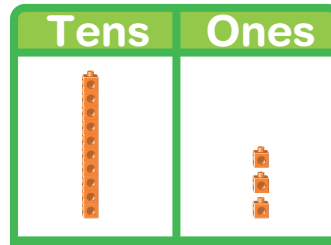
Homework & Practice 8-4

Tens and Ones

Another Look! You can use a workmat to show tens and ones.



3 tens is 30.
 4 ones is 4.
 3 tens and 4 ones is 34.



1 ten is 10.
 3 ones is 3.
1 ten and 3 ones is 13.

Think about the number of tens and ones.

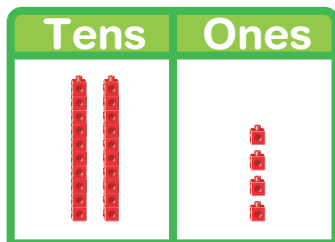


HOME ACTIVITY Draw 2 squares side by side. Write a 3 in the left square and label it "Tens." Write a 4 in the right square and label it "Ones." Have your child draw a picture to show the number. Ask him or her to use the terms *ones* and *tens* to describe how many.



Count the tens and ones. Then write the numbers.

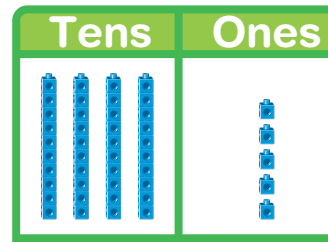
1.



_____ tens is _____.
 _____ ones is _____.

_____ tens and _____ ones is _____.

2.

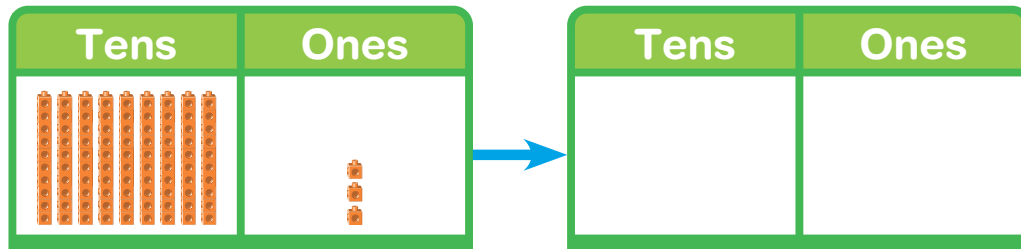


_____ tens is _____.
 _____ ones is _____.

_____ tens and _____ ones is _____.

Count the tens and ones. Then write the numbers.

3.



_____ tens and _____ ones is _____.

4. Write the missing number.

6 tens and _____ ones is the same as 60.

5. **Higher Order Thinking** Sara buys 4 boxes of apples. There are 10 apples in each box. She also buys one bag with 8 apples. How many apples does Sara buy?

Draw a picture to solve the questions.

Sara bought _____ apples

6. **Assessment** A box can hold 4 rows of 10 movies and 2 extra movies on top. How many movies can the box hold? Fill in the missing numbers.

_____ tens and _____ ones is _____ movies