

Name _____




Homework & Practice 8-5

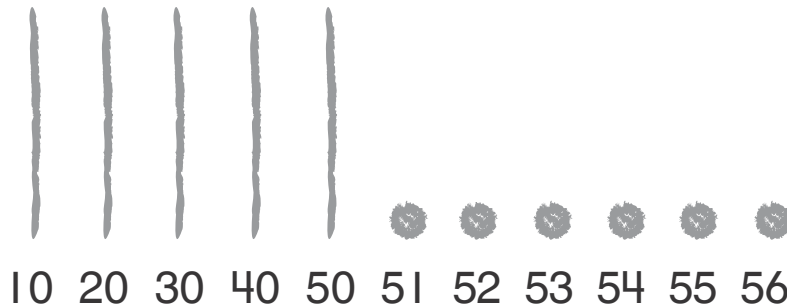
Continue with Tens and Ones

Another Look! You can show the tens and ones in a number by drawing a picture.

How many tens and ones are in 56?



I count by 10s to 50.
I draw a line for each number I say.
I draw 5 lines.



There are 5 tens and 6 ones in 56.

Then I count by 1s from 50 to 56.
I draw a dot for each number I say.
I draw 6 dots.



HOME ACTIVITY Give your child a number between 0 and 99 and ask him or her to draw a model to represent it. When the model is drawn, ask your child to count by 10s and 1s to show you that the model correctly represents the number. Make sure that he or she points to one line each time when counting by tens and to one dot each time when counting by ones. Repeat with other numbers.



Draw models to help you find the number of tens and ones in each number.

1.

There are _____ tens and _____ ones in 72.


2.

There are _____ tens and _____ ones in 43.


Draw models to help you find the number of tens and ones in each number.

3. 

There are _____ tens and _____ ones in 58.


4. 

There are _____ tens and _____ ones in 7.

5. 

There are _____ tens and _____ ones in 90.

6. **Higher Order Thinking** Haley starts drawing a model for the number 84, but she gets interrupted. Help her finish her model.



7. **Assessment** Which number is represented here?



- (A) 15
- (B) 11
- (C) 50
- (D) 51