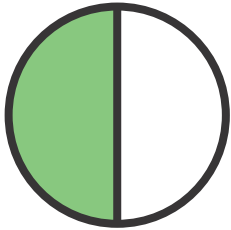


Homework & Practice 15-2

Make Halves and Fourths of Rectangles and Circles

Another Look! You can divide shapes into halves and fourths.

Two **halves** make one whole.



Each share is called a **half**.

One **half** of the circle is green.

Four **fourths** make one whole.



Each share is called a fourth.
One fourth of the rectangle is green.

One quarter of the rectangle is blue.

One fourth is the same as one quarter.



HOME ACTIVITY Draw a circle and a rectangle. Have your child divide the circle into two equal shares and color one share. Then have your child divide the rectangle into four equal shares and color one share. Ask: "Which shape shows one half colored? Which shape shows one fourth colored?"

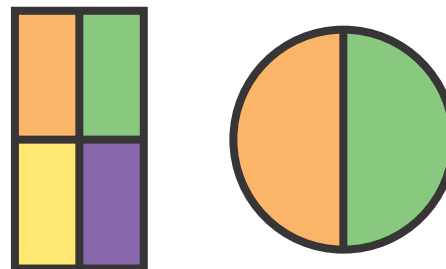


Circle the correct shapes for each problem.

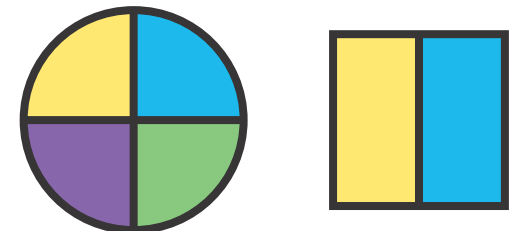
1. one half blue



2. one quarter green




3. one half yellow




Color the shapes for each problem.


4. one half blue








5. one quarter purple



6. one fourth red



7. **Higher Order Thinking** Color one half of each circle blue. Color one half of each rectangle that is **NOT** a square orange. Color one quarter of each square red.



8. **Assessment** Sandy divided a rectangle into four equal shares. She colored one share red, one share blue, and two shares yellow. How much of the rectangle did she color red? Choose all that apply.

one half

one quarter

two of four shares

one fourth