

Name _____



Homework & Practice 12-3

Use Units to Measure Length

Another Look! You can use smaller objects to measure the length of longer objects. The smaller object will be the length unit.

Use paper clips to measure the length of the book.




Measure: 4

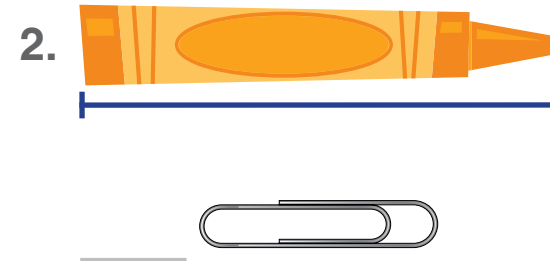
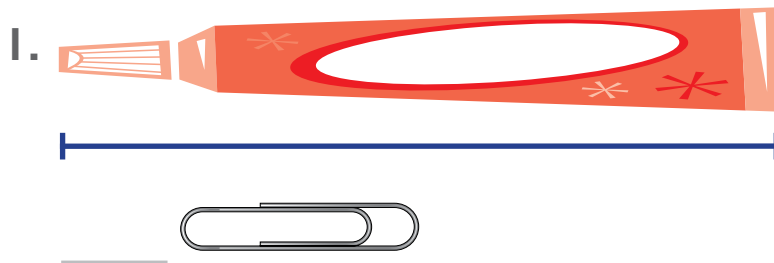
Use paper clips that are all the same length. Make sure there are no gaps or overlaps!



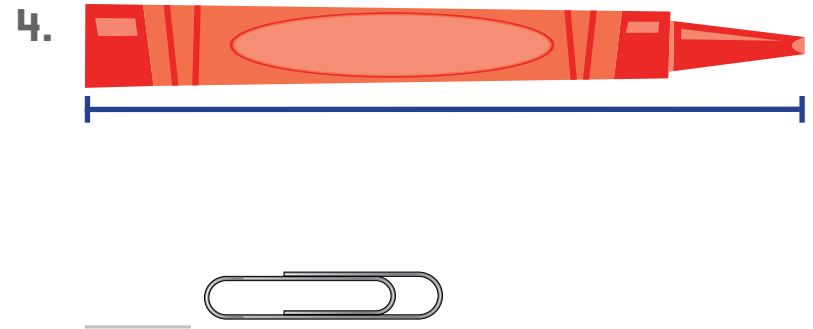
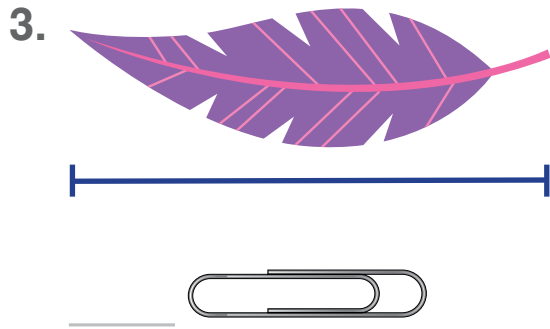
HOME ACTIVITY Have your child measure the lengths of several small objects. Use paper clips, or other same-size items, as the length unit.




Use paper clips to measure the length.




Use paper clips to measure the length.






5. **Higher Order Thinking** Draw a picture to solve. Clara's pencil is 5 cubes long. About how long would the pencil be if Clara measured it with paper clips? Explain your answer.



Clara's pencil is about _____ .

6. **Assessment** Which is **NOT** the correct length of the scissors? Choose all that apply.

- 10 
- 6 
- 4 
- 2 