

Name \_\_\_\_\_


Practice

**14-5**









# Making Real Graphs

Sarina used cubes to make a picture of a cow.

She used a tally chart to show how many cubes of each color she used in her picture.



1. Use the tally chart to make a graph.

Connecting Cubes Cow – Tally Chart			
	Black		5
	Green		2
	Blue		6
	White		3

Connecting Cubes Cow – Real Graph						
Black						
Green						
Blue						
White						

## Number Sense

2. Sarina adds 4 more green cubes to her picture.  
How many green cubes are there now?

10

(A)

9

(B)

7

(C)

6

(D)